

# BRIDGEND YOUTH JUSTICE SERVICE

---

## PERFORMANCE FRAMEWORK

FOR  
MANAGEMENT BOARD  
14 OCTOBER 2020



# 1 PERFORMANCE DATA

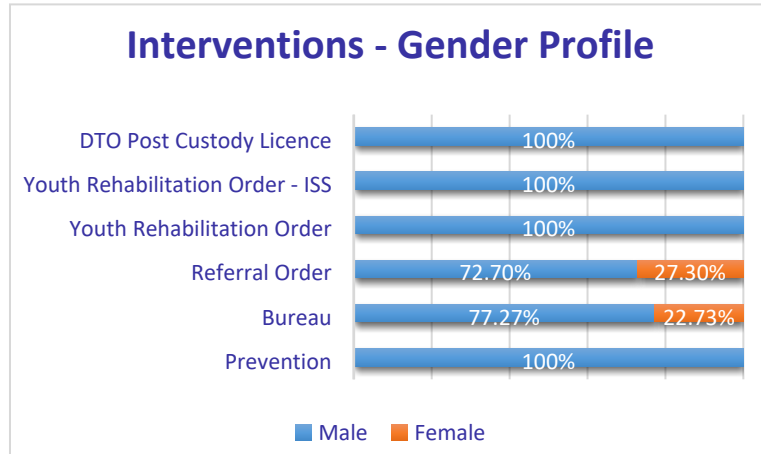
Performance data in this section relates to current cases open to the Youth Justice Service as at 31 August 2020.

## 1.1 Current Interventions

There were 43 cases open to the Youth Justice Service as at 31 August 2020. This includes 2 caretaking cases overseen on behalf of another local authority areas. 16 (37.2%) of the cases are for statutory interventions and 27 (62.8%) are for non-statutory interventions. There are currently no young people on the active caseload who have requested a service in welsh.

Number of cases open as at 31.8.20	Intervention type	Number of interventions	Male	Female
43	Prevention	5	5	-
	Bureau (includes 1 caretaking case)	22	17	5
	Referral Order (includes 1 caretaking case)	11	8	3
	Youth Rehabilitation Order	2	2	-
	Youth Rehabilitation Order with Intensive Supervision and Surveillance (ISS)	2	2	-
	Detention and Training Order Post Custody Licence	1	1	-
	<b>Total</b>	<b>43</b>	<b>35</b>	<b>8</b>

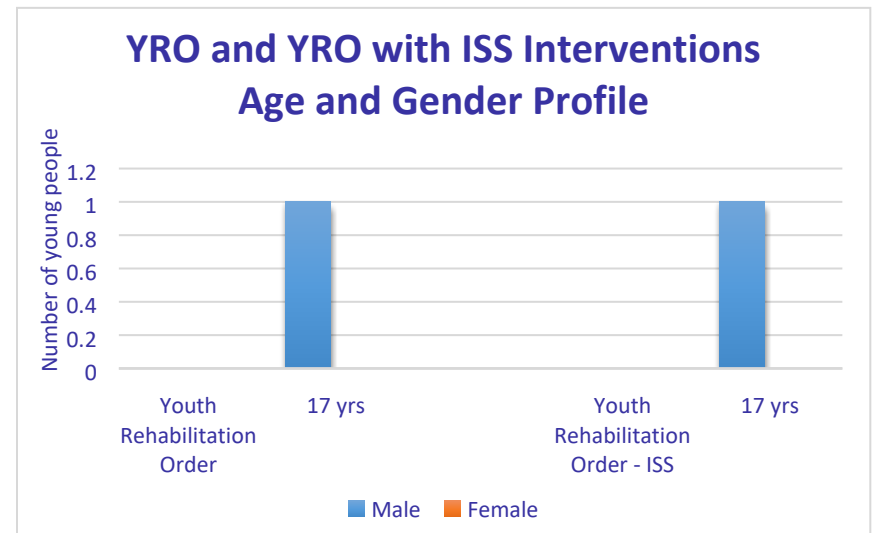
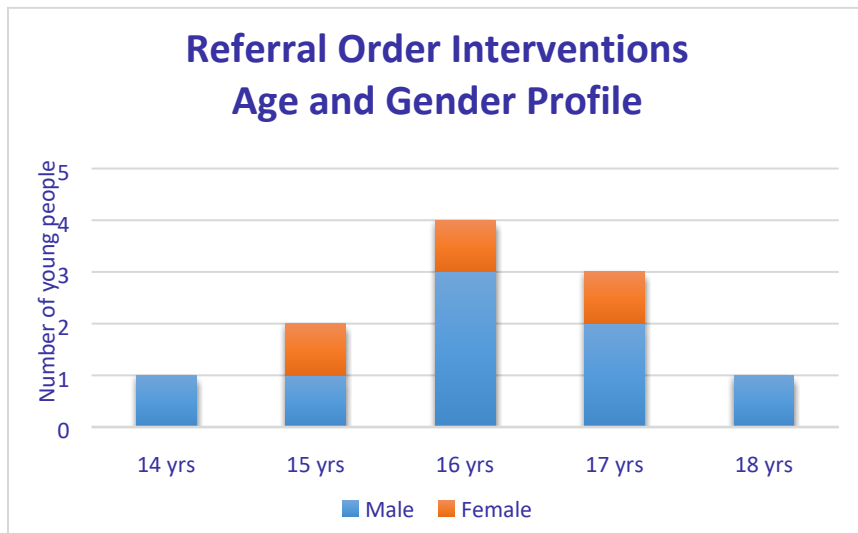
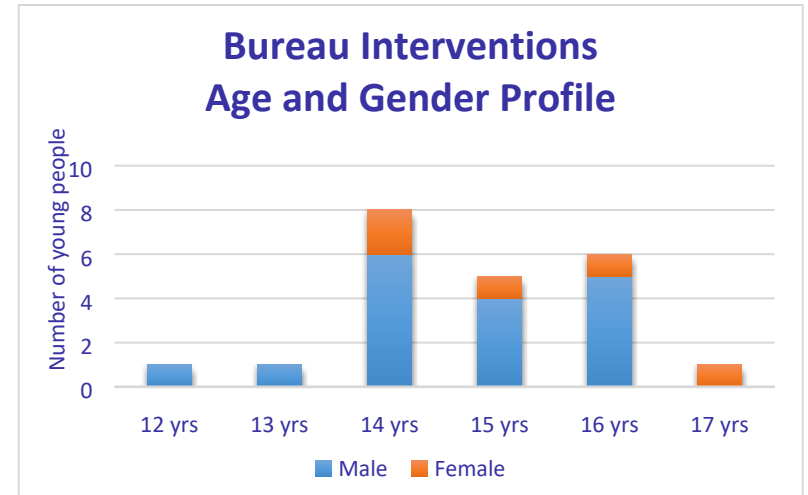
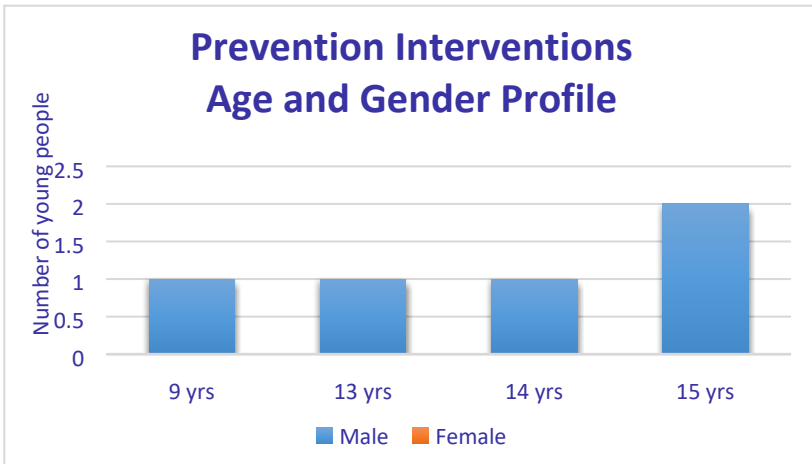
81.4% of the caseload are male and 18.6% are female.

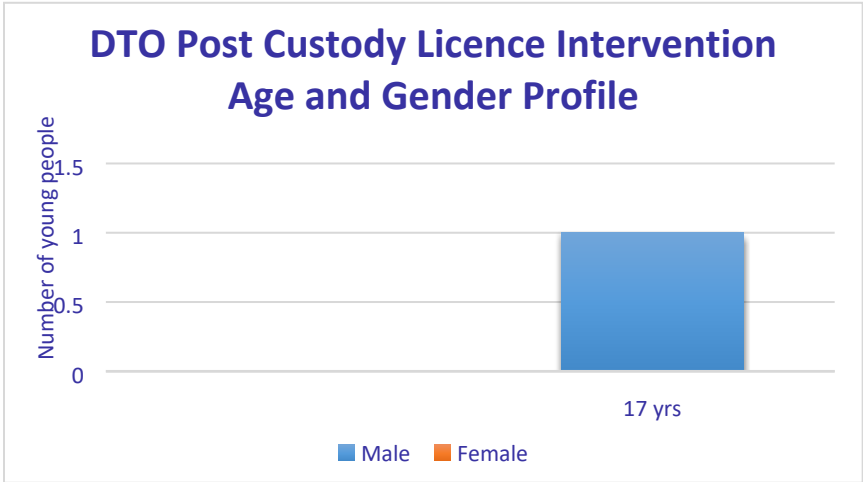


An age profile of the young people who are open to the service at 31 August 2020 is appended below.

- 1 (2.3%) is aged 9
- 1 (2.3%) is aged 12
- 2 (4.7%) are aged 13
- 10 (23.3%) are aged 14
- 9 (20.9%) are aged 15
- 10 (23.3%) are aged 16
- 9 (20.9%) are aged 17
- 1 (2.3%) is aged 18

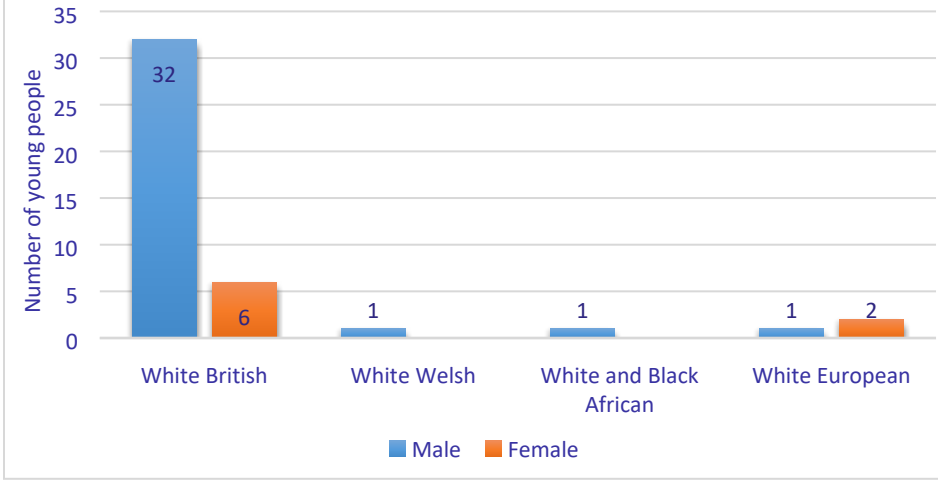
The following graphs outline the age and gender profile for each active intervention type.





The graph below outlines the ethnicity profile for the active interventions as at 31 August 2020.

## Ethnicity Profile - Active Interventions



The following table outlines support young people are receiving from services within Bridgend County Borough Council

Type of service within BCBC	Number of young people receiving additional support
Looked After Children	9
Care and Support	8
Child Protection Register	3
Early Help only	5
Youth Justice Service only	18
<b>Total number of young people</b>	<b>43</b>

## Offending Behaviour

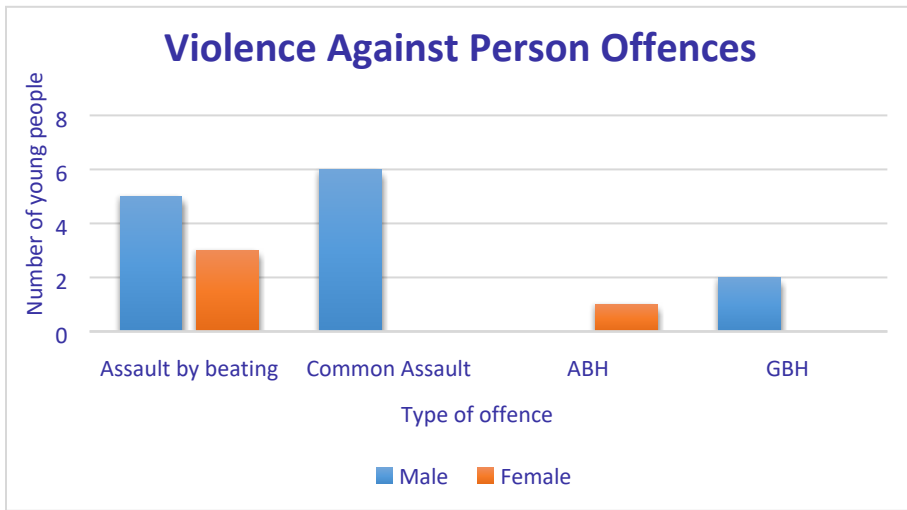
### Current Offences

5 of the 43 active interventions are not included as young people referred to prevention have not gone through the criminal justice system. Of those 38 young people who had committed an offence 78.9% were male and 21.1% were female.

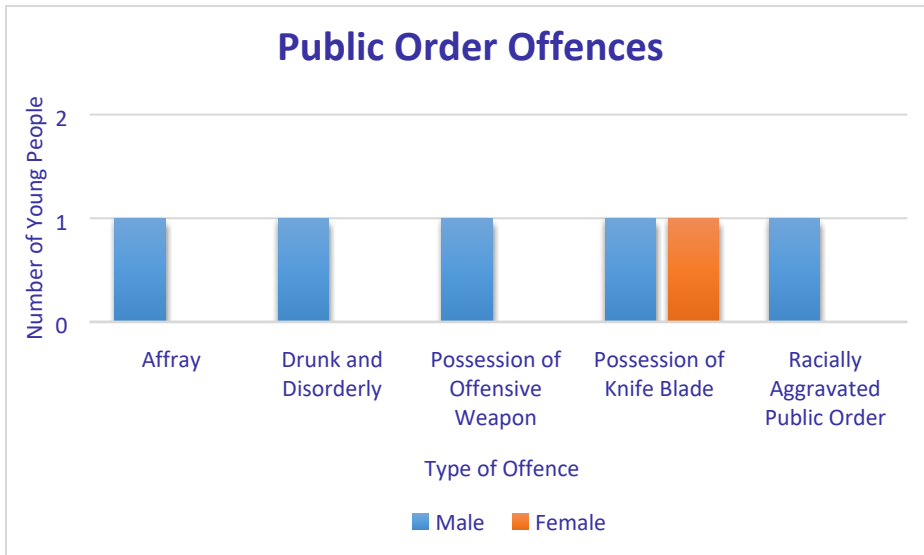
The table below outlines the main offence committed by a young person that has resulted in them receiving their intervention. The main offence is determined by the gravity factor which provides offences with a score, which is calculated based on the seriousness.

Intervention type	Main offence																Total number of young people
	*Public Order		*Violence Against Person		Robbery		Criminal Damage		Dugs Offences		Burglary		Theft		Breach of Order		
	M	F	M	F	M	F	M	F	M	F	M	F	M	F	M	F	
Bureau (includes 1 caretaking case)	4		7	3			1		2	2	2		1				<b>22</b>
Referral Order (includes 1 caretaking case)	1	1	4	1	2				1			1					<b>11</b>
Youth Rehabilitation Order															2		<b>2</b>
Youth Rehabilitation Order with ISS			1		1												<b>2</b>
Detention & Training Order			1														<b>1</b>
<b>Total</b>	<b>5</b>	<b>1</b>	<b>13</b>	<b>4</b>	<b>3</b>		<b>1</b>		<b>3</b>	<b>2</b>	<b>2</b>	<b>1</b>	<b>1</b>		<b>2</b>		<b>38</b>

\*A further breakdown of the violence against person and public order offence categories are provided in the graphs below



44.7% of the main offences committed by young people were violence against the person offences. 76.5% were committed by males and 23.5% were committed by females



15.8% of the main offences committed by young people were public order offences. 83.3% were committed by males and 16.7% were committed by females.

The tables below outline the total number of offences each young person has committed which has resulted in their Youth Justice Service intervention.



## Bureau Interventions

Bureau (22 young people)	Public Order		Violence Against Person		Burglary non domestic		Criminal Damage		Drugs Offences		Theft		Vehicle Interference		Total number of young people
	M	F	M	F	M	F	M	F	M	F	M	F	M	F	
Young people committing 1 offence	3		1	3	2		1		2	2	1				15
Young people committing 2 offences			1				1								1
			2												1
			1										1		1
			1				1								1
			1				1								1
	1		1												1
2														1	
<b>Total</b>														<b>22</b>	

## Referral Order Interventions

Referral Order (11 young people)	Public Order		Violence Against Person		Theft and Handling		Criminal Damage		Drugs Offences		Burglary		Robbery		Total number of young people
	M	F	M	F	M	F	M	F	M	F	M	F	M	F	
Young people committing 1 offence			1									1			2
Young people committing 2 offences		1		1											1
		1										1			1
Young people committing 3 offences			1						3				1		1
	1				1								1		1
Young people committing 4 offences			4												1
	2		1				1								1
	2						2								1
Young people committing 6 offences			5				1								1
<b>Total</b>														<b>11</b>	

## Youth Rehabilitation Order Interventions

Youth Rehabilitation Order (2 young people)	Public Order	Violence Against Person	Theft and Handling	Criminal Damage	Breach of Statutory Order	Total number of young
---	--------------	-------------------------	--------------------	-----------------	---------------------------	-----------------------

	M	F	M	F	M	F	M	F	M	F	people
Young people committing 3 offences	1								2		1
Young people committing 7 offences			2		3		1		1		1
<b>Total</b>											<b>2</b>

### Youth Rehabilitation Order with ISS Intervention

Youth Rehabilitation Order with ISS (2 young people)	Public Order		Violence Against Person		Criminal Damage		Robbery		Breach of Bail		Theft		Total number of young people
	M	F	M	F	M	F	M	F	M	F	M	F	
Young people committing 6 offences	1		4		1								1
	1						1		3		1		1
<b>Total</b>												<b>2</b>	

### Detention and Training Order Post Custody Licence

Detention and Training Order Post Custody Licence (1 young person)	Public Order		Violence Against Person		Total number of young people
	M	F	M	F	
Young people committing 2 offences	1		1		1

### Asset Plus Assessments

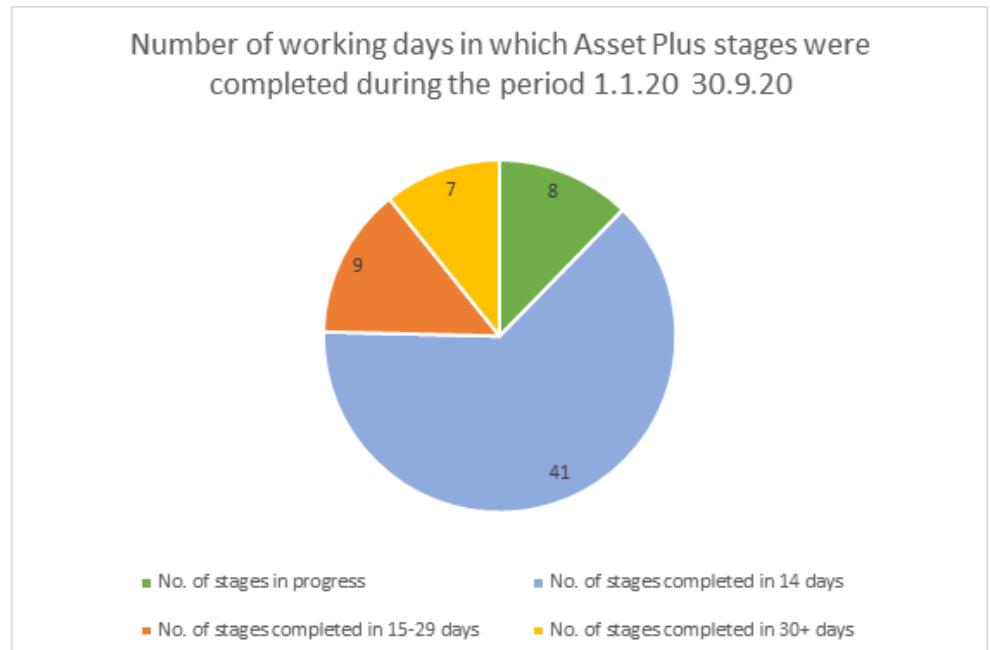
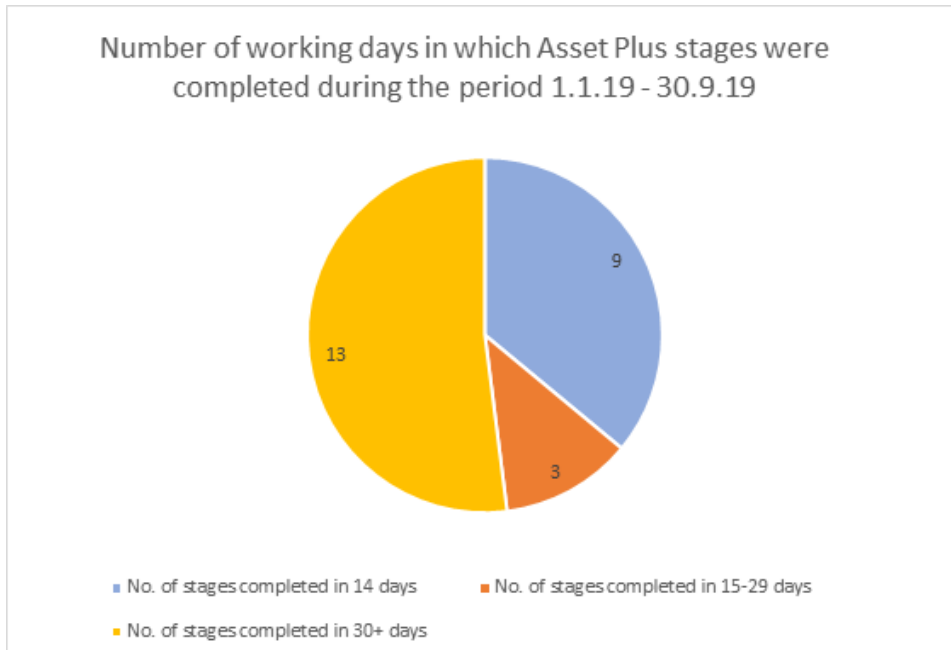
Assessments are used to help improve knowledge of a child's situation and the reasons for their offending behaviour, including experience of trauma and exploitation. The aim of Asset Plus is to deliver a nationally consistent and up to date evidence based assessment and planning interventions framework for Youth Justice Service (YJS) and secure establishments. The assessment framework incorporates a strengths based approach that identifies, risk, need and a child focused response that manages risk and facilitates desistance from crime. This enables the practitioner to reach defensible conclusions in reports for courts or panels regarding the likelihood of future offending behaviour, and of the risk of harm the child may pose to others, for example.

Asset Plus assessments are generated at the start of a young person's order and reviewed quarterly, or at times when significant changes to the young person's circumstances become evident. Progress towards desistance is evaluated at these review points and at the completion of the young person's involvement with the YJS.

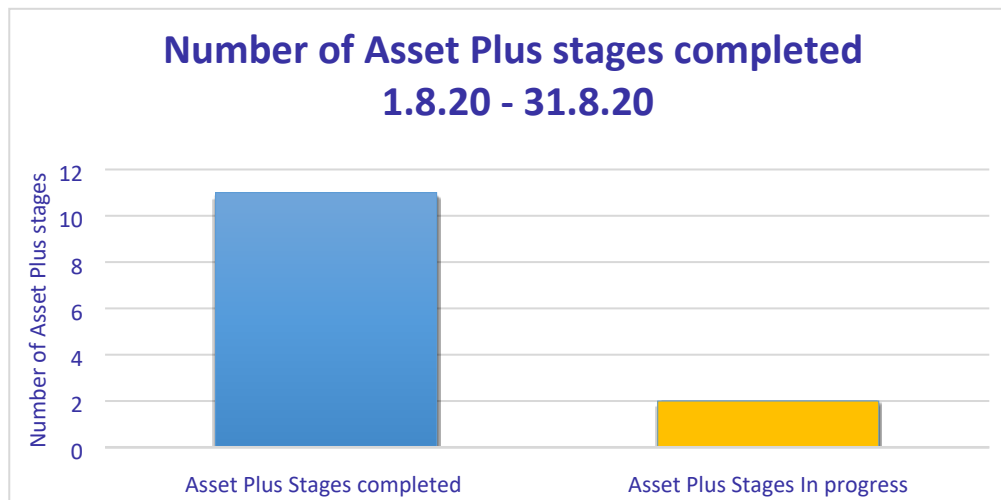
A comparison of the Asset Plus stages completed during the period 1.1.20 to 20.9.20 compared to the same period the previous year has been carried out.

25 asset plus stages were completed during the period 1.1.19 to 30.9.19. 9(36%) were completed within 14 days, 3(12%) were completed within 15-29 days and 13(52%) were completed in 30+ days.

For the same period in 2020, 65 stage were completed, 8(12%) are still in progress, 41(63%) were completed within 14 days, 9(14%) within 15-29 days and 7(11%) were completed in 30+ days.

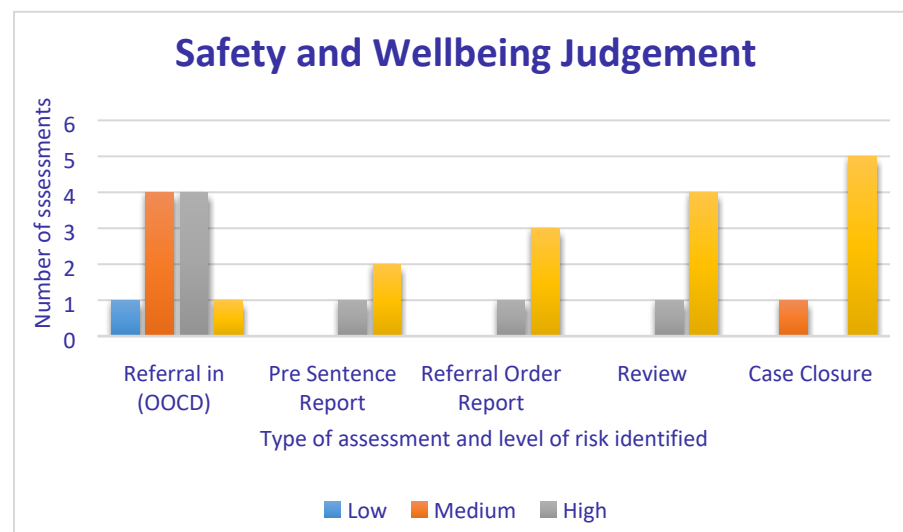
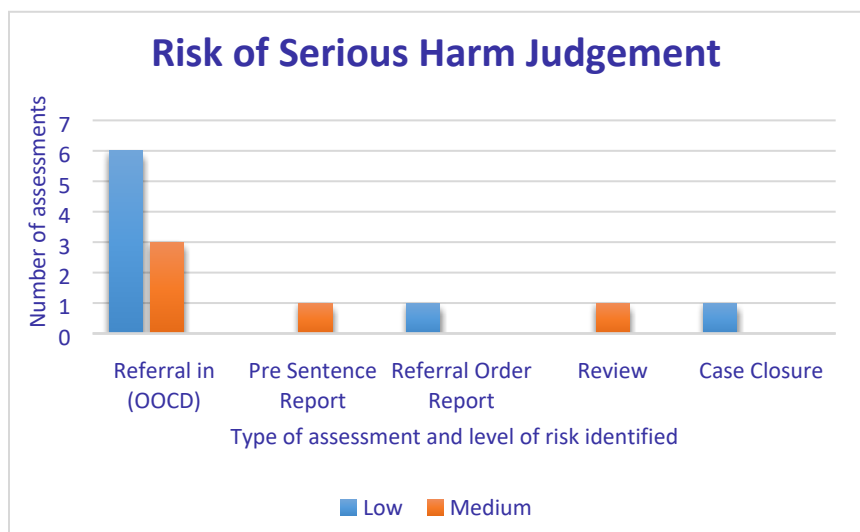


The graph below outlines the number of Asset Plus assessment stages completed by practitioners for the period 1.8.20 – 31.8.20. The average number of days a stage was in progress before completion was 9 days.



In comparison 11 Asset Plus assessment stages were completed during the same period the previous year and the average number of days a stage was in progress before completion was 71.5 days.

The graphs below outline the levels of risk of serious harm and safety and wellbeing judgements identified in relation to the Asset Plus assessments completed during the period 1.8.20 – 31.8.20.



## Education information

### Young people of statutory school age by school/provision attended

Total number of interventions open as at 31.8.20	Total number of young people of statutory school age	Name of school provision	Number of young people
43	28	Archbishop McGrath Catholic High School	1
		Brynteg Comprehensive	3
		Bryntirion Comprehensive	1
		Coleg Cymunedol Y Dderwen	4
		Maesteg School	1
		Oldcastle Primary School	1
		Pencoed Comprehensive School	1
		Porthcawl Comprehensive School	1
		The Bridge Alternative Provision	1
		Ysgol Bryn Castell (YBC)	7
		Bridgend College – alternative school provision	1
		Pencoed College – Junior Apprenticeship alternative school programme	2
		Headlands School	1
		Educated other than at school (EOTAS)	3
		<b>Total</b>	<b>28</b>

### Young people of statutory school age - number of school hours attended at school provision

Number of ETE hours attended at provision	Number of young people	Narrative
25	23	
20	1	EOTAS tuition – case has now closed
15	1	Full timetable (25 hrs) offered at YBC – Case has now closed.
14	1	Caretaking case – EOTAS provision arranged by home YOT
10	2	1 young person has 10 hours EOTAS provision as he has been excluded from mainstream education following assaults on teaching staff. The other was on a reduced timetable of 2 hrs a day until he started college

		which was delayed due to the Covid 19 pandemic. This case has now closed.
<b>Total</b>	<b>28</b>	

### Young people above school age by training/employment provision attended

Total number of interventions open as at 31.8.20	Total number of young people above school age.	Type of Education Training Employment (ETE) or Not in Education Training or Employment (NEET)	Number of young people
43	15	Attending further education	3
		Attending 6 <sup>th</sup> form	1
		Building Skills Project	1
		Engaged with training provider	3
		NEET	7
		<b>Total</b>	<b>15</b>

### Young people above school age - number of hours attended at training/employment provision

Number of ETE hours attended at provision	Number of young people	Comments
25	3	
19	1	Attended 6 <sup>th</sup> form at YBC – case now closed
16	1	Engaged with a training provider
6	1	Attends Building Skills
3	1	Attends part time training.
2	1	Engagement with Moving Forward Project
0	7	6 young people are NEET. 1 case has been closed.
<b>Total</b>	<b>15</b>	

### Caseload information by primary case workers

The information below reflects primary case worker allocations and other team practitioners who are also providing support to individual cases as at 31.8.20.

Primary Case worker	Number of statutory cases	Number of non-statutory cases	Non key responsible team members co-working statutory cases	Non key responsible team members co-working non statutory cases	Total number of young people
Social Worker 1	9	8	Reparation Coordinator - 6 WCADA Worker - 2 Specialist Health Worker - 5 Court and Bail Coordinator - 1 Training and Employment Officer - 1	WCADA Worker – 1 Specialist Health Worker – 2	17
Social Worker 2 (sick)	0	0			0
Social Worker 3	5	5	Reparation Coordinator – 5 WCADA Worker – 3 Specialist Health Worker – 3 ISS Support Worker – 1 Court and Bail Coordinator - 1	Specialist Health Worker – 4 WCADA Worker - 2	10
Social Worker 4	1	1	Reparation Coordinator – 1 Specialist Health Worker - 1	Court and Bail Coordinator - 1	2
ISS Support Worker	0	1			1
Early Intervention Worker	0	5		WCADA Worker – 1 Specialist Health Worker - 2	5
Parenting Co-ordinator	0	4		Specialist Health Worker – 1 YOS Police Officer - 1	4
Reparation and Unpaid Work Co-ordinator	1	2		Specialist Health Worker - 1	3
Victim Officer	0	1			1
<b>Total number of young people</b>	<b>16</b>	<b>27</b>			<b>43</b>

The information below reflects the total number of cases that multi agency workers are providing support for.

Multi Agency Worker	Number of statutory cases co-working	Number of non-statutory cases co-working	Total number of cases co-working
Specialist Health Worker	9	10	19

WCADA Worker	5	4	9
Speech and Language Therapist	0	0	0
Probation Officer	0	0	0
YOS Police Officer	0	1	1

## Interventions Closed

### 1 August 2020 to 31 August 2020

8 interventions were closed during the period 1 August 2020 to 31 August 2020, 2 (25%) were for statutory cases and 6 (75%) were for non-statutory cases as outlined below.

Type of intervention	Number of interventions closed	Outcome of intervention
Prevention	1	Not started programme no longer appropriate as family receiving appropriate support from Social Services.
Bureau	5	3 completed 1 not completed as young person missed sessions 1 not completed young person reoffended and appeared at bureau again for further offences.
ISSP Programme Condition of Bail	1	Completed
Youth Rehabilitation Order	1	Not completed young person reoffended and was sentenced at court to a YRO with 30 day tag and 80 days reparation activity requirement
<b>Total number of interventions</b>	<b>8</b>	

In comparison, 24 interventions were closed during the same period the previous year 1 August 2019 to 31 August 2019 of which 19 (79.2%) were for non-statutory cases and 5 (20.8%) were for statutory cases.

- For the non-statutory cases 11 were recorded as being successfully completed, 1 not started due to non-engagement, 1 not started programme no longer appropriate, 1 not completed as young person reoffended and 5 had no outcomes recorded.
- For the statutory cases 2 were completed, 1 breached and was resentenced to custody, 1 not completed as young person reoffended and 1 had no outcome recorded.

## Interventions Opened



### 1 August 2020 to 31 August 2020

11 new interventions were opened during the period 1 August 2020 to 31 August 2020. 9 (81.8%) were for non-statutory cases and 2 (18.2%) of the interventions were for statutory cases. Of the new interventions that were opened during this period 11(100%) were male.

Type of intervention	Number of interventions opened	Male	Female
Prevention	2	2	-
Bureau	7	7	-
Youth Rehabilitation Order	1	1	-
Youth Rehabilitation Order ISS requirement	1	1	-
<b>Total number of interventions</b>	<b>11</b>	<b>11</b>	<b>-</b>

### 1 August 2019 – 31 August 2019

In comparison, 16 new interventions were opened during the same period the previous year 1 August 2019 to 31 August 2019 of which 10 (62.5%) were for non-statutory cases and 6 (37.5%) were for statutory cases. 8 (50%) were male and 8 (50%) were female.

Type of intervention	Number of interventions opened	Male	Female
Prevention	2	1	1
Bureau	7	3	4
Referral Order	5	2	3
DTO Custody Programme	1	1	-
Voluntary Support	1	1	-
<b>Total number of interventions</b>	<b>16</b>	<b>8</b>	<b>8</b>

### 1.3 Staffing Update for BYJS Management Board as at 30 September 2020

POST	STATUS	Comments	RAG	DATE OF LAST SUPERVISION
Lead Practitioner 1	In post		Green	2 September 2020
Lead Practitioner 2	In post		Green	2 September 2020
Prevention Coordinator	In post		Green	Scheduled for 2 October 2020
Parenting Coordinator	In post		Green	19 September 2020
Social Worker 1	In post		Green	2 September 2020
Social Worker 2	Long term sick since 18.4.20	Current paper to expire on 6.11.20	Red	2 April 2020
Social Worker 3	In post		Green	21 September 2020
Social Worker 4	In post		Green	Scheduled for 2 October 2020
Education Officer	Vacant post	Restructure to commence 5.10.20	Red	n/a
Training and Employment Officer	In post		Green	14 September 2020
Reparation and Unpaid Work Coordinator	In post		Green	9 September 2020
Victim Officer	In post		Green	19 August 2020
Early Intervention Worker	In post		Green	14 September 2020
ISSP Support Worker	In post		Green	8 September 2020
Court and Bail Coordinator	In post		Green	17 September 2020
Referral Order Coordinator	Vacant		Red	n/a
Senior Practitioner – Parc Prison	In post		Green	28 July 2020
Substance Misuse Worker – Welsh Centre for Alcohol and Dependency and Addiction (WCADA)	In post		Green	15 September 2020
Seconded Police Officer	In post		Green	28 August 2020
Seconded Probation Officer	In post		Yellow	14 February 2020
Speech and Language Therapist	Vacant	Recruitment underway	Red	n/a
Specialist Health Visitor	In post		Green	Scheduled for 2 October 2020

### 1.4 FINANCE UPDATE

#### YOS MANAGEMENT BOARD FINANCE UPDATE

A finance update will be provided to the Board meeting in December.

## **2. QUALITY ASSURANCE WORK BRIDGEND YOUTH JUSTICE SERVICE**

As per the quality assurance framework within the YJS, the management board will be updated twice a year in terms of the quality assurance work that is being undertaken within the service. Lead Practitioners continue to gate keep reports and assessment and quality assurance work is undertaken on a monthly basis on closed cases. Feedback from this work is given to staff in terms of strengths and areas for development.

The next report to board on quality assurance work will be given in December 2020

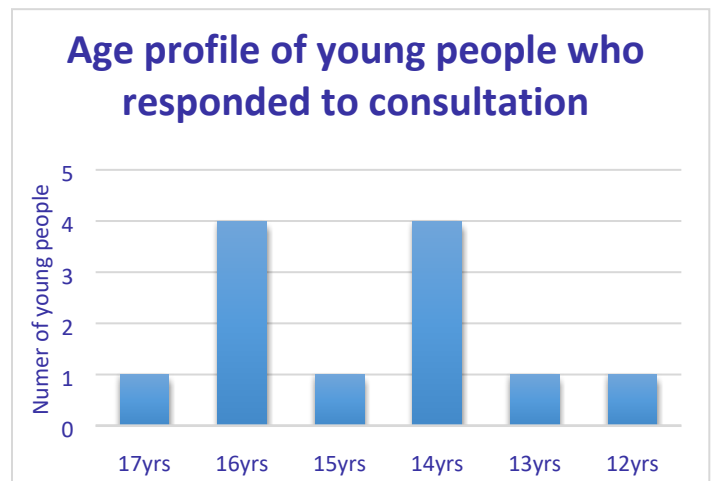
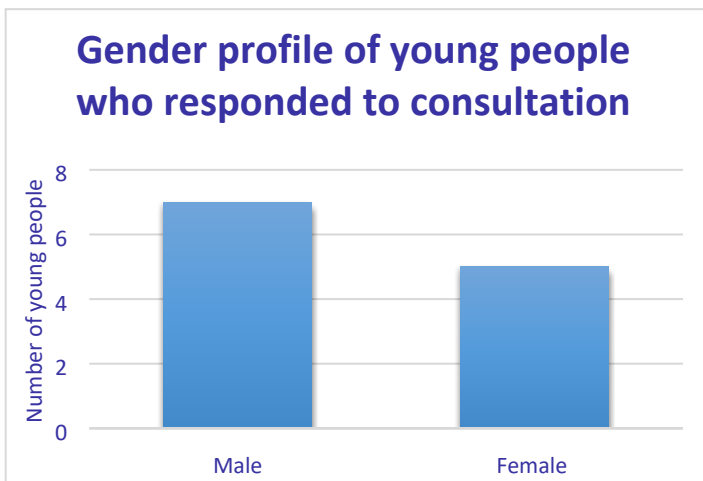
### 3. YOUNG PERSON AND VICTIM FEEDBACK

#### 3.1 VOICE OF YOUNG PEOPLE AND FAMILIES

During June 2020, the Bridgend Youth Justice Service (BYJS), supported by the Children’s Rights and Participation team, undertook a consultation to gather the thoughts and experiences of young people that had recently been through, or were currently going through, an intervention from the BYJS team.

The questions were developed through the senior management team within the BYJS, and were focussed on enabling young people to provide feedback on both positive and negative experiences of their respective interventions in order to help inform future delivery and practice.

Interviews were conducted over the phone to account for the restrictions imposed in the Covid-19 pandemic. Each young person was asked the same open ended questions to allow participants the opportunity to develop their answer should they choose. In total, 12 young people participated, and due to the phrasing of the questions, many of the responses were narrative.



A summary of the responses are detailed in

the following report.

#### **Question 1 What did you like about the support you received from the Youth Justice Service?**

8 of the 12 young people that took part in the consultation described their experience of being supported through the BYJS as positive. Comments included:

*“It’s alright, all good”*

*“They were helpful with jobs, connected me with job projects”*

*“Enjoyed working with Chris”*

*“She was nice” (x2)*

*“Techniques given to stay out of trouble”*

*“Really supportive, listened to me and answered my questions”*

*“Helpful worker, supportive”*

The other young people either didn’t have an opinion, or weren’t able to articulate their experience as a positive or negative.

## **Question 2 What didn't you like?**

With the exception of 2 young people, who replied *"didn't like talking to them"* and *"didn't pay attention"* respectively, the cohort offered no comments for this question.

## **Question 3 What do you think could have made the support better?**

8 of the 12 young people who participated didn't think support could have been made better. 2 of these were because they felt that the support they received was really good and could not have been improved. Other comments included:

*"If the process was speeded up"*

*"Don't ring when I'm sleeping"*

*"Only so much can be done"*

## **Question 4 What did your worker do that helped?**

The prevailing answer given by young people was that they appreciated having someone to talk to, and be listened to. Comments included:

*"Kept me out of trouble, had someone to talk to"*

*"Really helpful to talk to, transferred to mental health service and drug support"*

*"Takes me home from college and chats while we travel"*

*"Let me talk to her and really listened"*

*"Listened to me"*

In addition, young people enjoyed learning more practical examples/techniques of how to manage their behaviour.

*"Provided guidance and helped me learn right from wrong" (x2)*

*"Papers to write, topics to talk about"*

Other comments included:

*"Hasn't done much, same s\*\*t as previous worker – all the same"*

*"No, likes to do own thing"*

*"No idea"*

*"Nothing really"*

## **Question 5 How has your situation changed since support?**

9 of the 12 young people that participated identified that their behaviour, and their personal situation, had improved as a result of their respective interventions. Comments included:

*"Gone better, behave a lot better"*

*"A lot better, stay down Bridgend, getting a house and a job"*

*"Got better, not got in trouble"*

*"Changed a lot, feeling more confident, changed behaviour – think more about what he's doing"*

*"Still with worker – fortnightly conversation, managing to stay out of trouble through own choices, still hanging around with same people"*

*"Still with worker, more aware of behaviour, staying out of trouble more"*

*“Definite changes – more aware of behaviour and what she does, improved relationships with family and friends”*

*“Staying out of trouble, more mindful of behaviour” (x2)*

**Question 6    What impact has being in lockdown had on you and how could support have been best offered during this period?**

5 of the 12 young people highlighted that while they were staying at home, the contact they received from their individual workers was welcomed. Comments included:

*“Not too bad, getting worse as it’s going, support through text and phone calls”*

*“Worker has been messaging me to see about my future”*

*“Staying in and playing games. Still receiving telephone support which is helpful”*

*“Staying in. Continued support which has helped” (x2).*

The other young people advised that while they were not staying at home, they were aware of how to ensure they were staying safe:

*“Goes out sometimes, social distancing though”.*

*“Not staying in, a bit more aware of distancing” (x2)*

*“Been going out seeing friends, no support required”*

**Question 7    The Youth Justice Service would like to hear from young people regularly. What do you think is the best way for the views of young people to be gathered...social media, apps, letters, event?**

Utilising social media platforms by the BYJS team was the biggest suggestion from young people, with 7 of the 12 participants highlighting this as their preferred method of communication. Other suggestions included, phone calls (3 young people) and don’t know (2 young people).